

INDUSTRY Range

R/W head

[www.balogh-rfid.com](http://www.balogh-rfid.com)

**TCF30 MET**

## GENERAL FEATURES

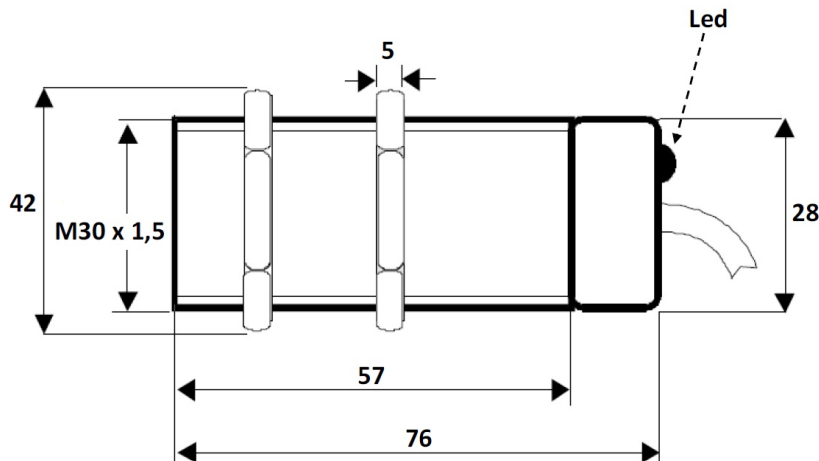
TCF18 is an R/W head allowing to exchange data with tags TAI or TAM without contact, using a protocol compliant with the standards ISO 18000-3 mode 1 and ISO 15693.

It has to be linked up to a Balogh interface, chosen among:

- BI\*\*170 McMc (for the tag TAI) or BI\*\*170 TT (for the tag TAM)
- CEPR96\* (programmable)



## ASSEMBLY DATA



All sizes are in millimeters (mm)

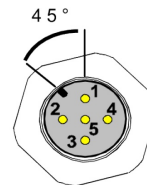
## CONNECTION

The TCF18 is fitted with a 2m cable and a connector 5 pin M12 metallic male.

Use a corresponding female cable connector(A-coded, ref. 202 274) and a shielded cable with the following characteristics:

- max length : 50m,
- overall max. capacity between conductors and the shield :10nF.

The shield must be in contact to the cable connector housing 360° round crimping.



Pin Nr	Description	Wire colour
1	+24 Vdc	brown
2	output	white
3	input	blue
4	0 V	black
5	NC	green/yellow

**RFID**  
INDUSTRY RAILWAYS SECURITY

BALOGH

## CHARACTERISTICS

TCF30	TAG (data carrier)											
	TAI7.5S IC SLI				TAI10 IC SLI				TAI10S IC SLI			
$D_{em}^*$ (transceiver side to metal)	0	10	15	30	0	10	15	30	0	10	15	30
$S_n$ nominal range	13	13	13	13	13	14	14	14	9	9	9	9
$S_r$ recommended range	8	8	8	8	8	9	9	9	6	6	6	6
$D_{tm}$ TAG distance to metal @ $S_r$	0	0	0	0	4	4	4	4	0	0	0	0
TCF30	TAG (data carrier)											
	TAI20 IC SLI				TAI30 IC SLI				TAI50 IC SLI			
$D_{em}^*$ (transceiver side to metal)	0	10	15	30	0	10	15	30	0	10	15	30
$S_n$ nominal range	21	22	22	24	32	37	37	39	4-31	41	41	43
$S_r$ recommended range	13	14	14	15	19	22	22	24	4-19	25	25	26
$D_{tm}$ TAG distance to metal @ $S_r$	4	4	4	4	10	10	10	10	10	10	10	10
TCF30	TAG (data carrier)				TAG (data carrier)							
	TAI711 IC SLI				TAM711 2K/8K (on metal)							
$D_{em}^*$ (transceiver side to metal)	0	10	15	30	0	10	15	30				
$S_n$ nominal range	31	36	36	38	7	7	7	7				
$S_r$ recommended range	19	22	22	23	4	4	4	4				
$D_{tm}$ TAG distance to metal @ $S_r$	0	0	0	0	0	0	0	0				

All distances are in millimeters (mm)

\* See **Assembly recommendations** chapter (page 3) to have distance description

min	nominal	max	unit
-----	---------	-----	------

**Power**

Supply direct voltage (ripple included)	21	24	29	V
Protection against polarity reversal	yes			-
Supply current @ 24V	90			mA

**Electronic**

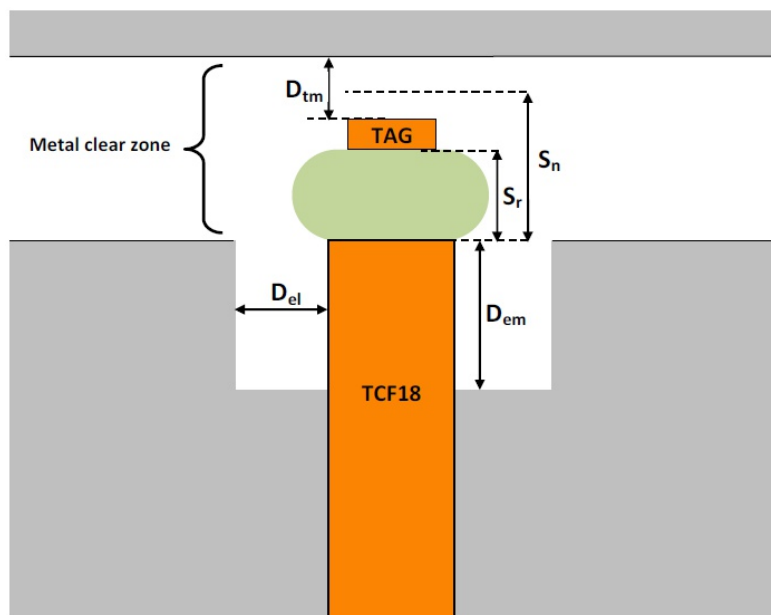
Carrier frequency	13,56	MHz
-------------------	-------	-----

**General**

Casing	Aluminium housing - Rilsan operculum	-
Operating temperature	- 25	70
Protection rating	IP67	-
Weight	230	g

## ASSEMBLY RECOMMENDATIONS

- **The head is not to be mounted directly in a recessed metal cavity.**  
A minimum metal-free clearance is required round the head :



Transmission zone style  
(the actual outline depends on the head)

$S_n$	Nominal range
$S_r$	Recommended range
$D_{em}$	Longitudinal distance transceiver side to metal
$D_{el}$	Lateral distance transceiver side to metal
$D_{tm}$	TAG (data carrier) distance to metal @ $S_r$

- **Important:**

- $D_{el}$  must be at minimum to 30 mm to have the TAG ranges indicated in the characteristics chapter
- To avoid interference between two TCF30, there must be 50 mm end to end minimum distance

## ACCESSORY

M12 Female connector A-coded, ref 202274.

For various possible interfaces, Balogh proposes cables with straight connector(s) :

- PUR cordset 5 m<sup>(\*)</sup> (réf. 495XXB4512) for BI interfaces (refer to accessories corresponding data sheet)
- PUR cable FFMD5/12 (length 2, 10 or 15 m) for the others interfaces

\* On request: 10 m and 25 m